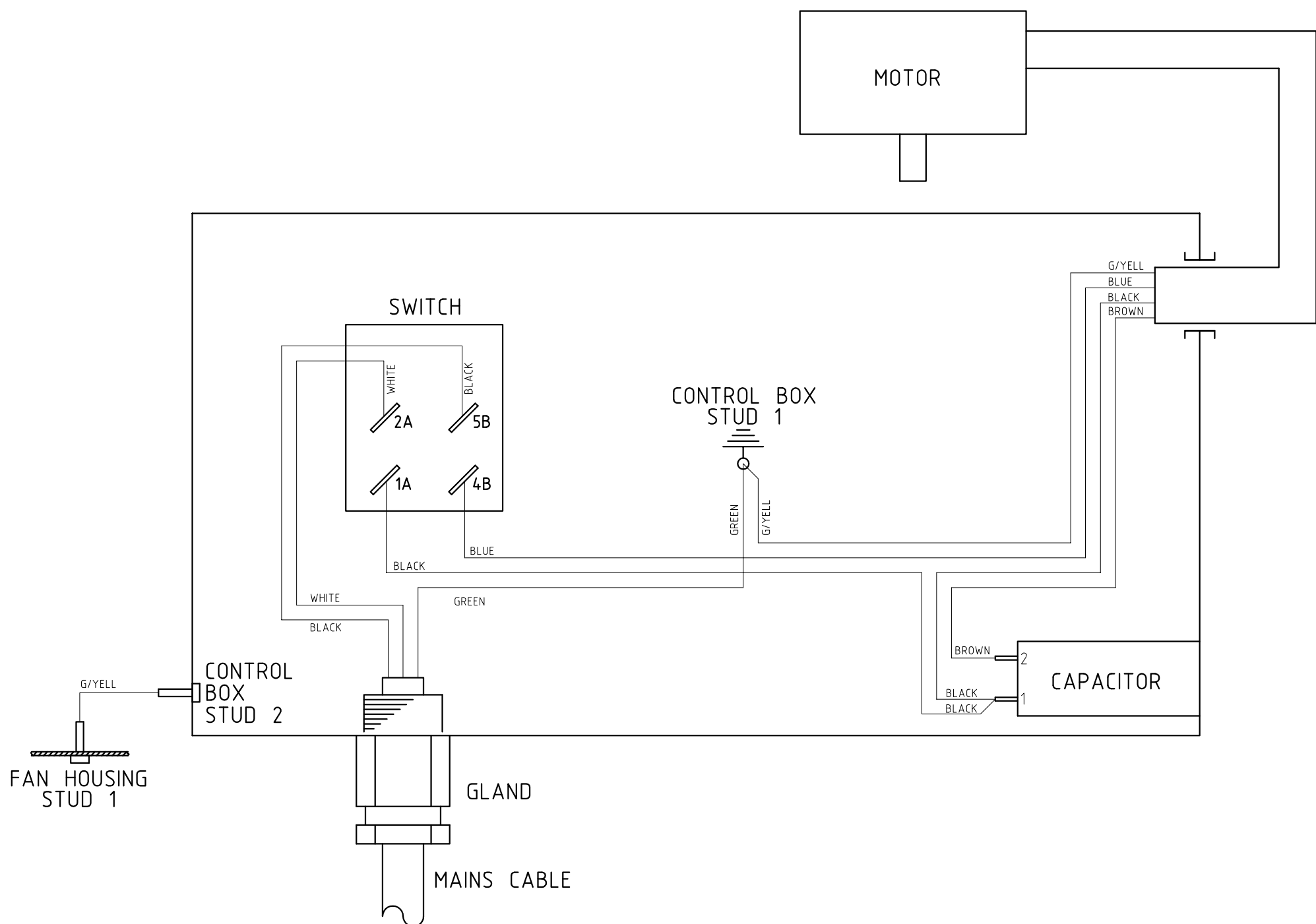
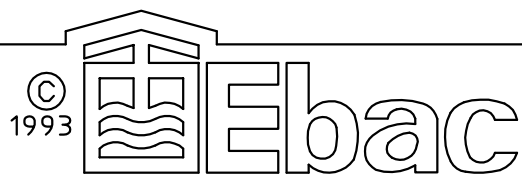


ISSUE	DATE	AMENDMENTS
1	15/04/09	ORIGINAL
2	17/07/09	SCHEDULE UPDATED / SWITCH NO'S CORRECTED - WDA



FROM	TERM.	TO	TERM.	SIZE	COLOUR	LENGTH
MAINS CABLE - L	FLY	SWITCH - 3B	F+B	1.00	BLACK	100
MAINS CABLE - N	FLY	SWITCH - 2A	F+B	1.00	WHITE	100
MAINS CABLE - E	FLY	CONTROL BOX STUD 1	M4 RING	1.00	GREEN	100
MOTOR - BLUE	FLY	SWITCH - 4B	F+B	1.00	BLUE	-
MOTOR - BLACK	FLY	CAPACITOR - 1	BUTT	1.00	BLACK	-
MOTOR - BROWN	FLY	CAPACITOR - 2	BUTT	1.00	BROWN	-
MOTOR - G/YELL	FLY	CONTROL BOX STUD 1	M4 RING	1.00	G/YELL	-
CAPACITOR - 1	BUTT	SWITCH - 1A	F+B	1.00	BLACK	120
CONTROL BOX STUD 2	M4 RING	FAN HOUSING STUD 1	M4 RING	1.00	G/YELL	120

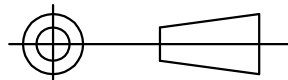
MOTOR CABLE - FLY LEAD
USE PRE CUT STRIPPED BACK LENGTH



LIMITED
BISHOP AUCKLAND
ENGLAND

TITLE
WRD5000 - US - WIRING INFORMATION

3RD ANGLE PROJECTION



DO NOT SCALE
IF IN DOUBT ASK

DIMENSIONS IN m.m.
TOLERANCES UNLESS
OTHERWISE STATED
0. ± 1
0.0 ± 0.25
0.00 ± 0.05
ANGULAR ± 0.5 DEGREE

MATERIAL

N/A

FINISH

N/A

DRAWN : W. DAGLISH

CAD SCALE : 1/1

DRG.NO.

5010296

SHEET
1 OF 1